

香港交易及結算所有限公司及香港聯合交易所有限公司對本公告的內容概不負責，對其準確性或完整性亦不發表任何聲明，並明確表示，概不對因本公告全部或任何部分內容而產生或因依賴該等內容而引致的任何損失承擔任何責任。



**福萊特玻璃集團股份有限公司**

**Flat Glass Group Co., Ltd.**

(於中華人民共和國註冊成立的股份有限公司)

(股份代號：6865)

### 海外監管公告

本公告乃由福萊特玻璃集團股份有限公司(「本公司」)根據香港聯合交易所有限公司證券上市規則第13.1 B條作出。

以下為本公司於上海證券交易所網站刊登之《福萊特玻璃集團股份有限公司重大資產購買預案》，僅供參閱。

承董事會命  
福萊特玻璃集團股份有限公司  
董事長  
阮洪良

中國浙江省嘉興市，二零二一年十月二十七日

在本公告之日，本公司的執行董事為阮洪良先生、姜瑾華女士、魏葉忠先生、沈其甫先生，而本公司的獨立非執行董事為徐攀女士、華富蘭女士和吳幼娟女士。

---

601865






---

---

1

2

3

4



.....8

..... 10

..... 10

..... 10

..... 11

..... 11

..... 12

..... 13

..... 14

..... 14

..... 23

..... 24

..... 25

..... 26

..... 28 ┘

---

.....	32
.....	32
.....	42
.....	43
.....	44
.....	45
.....	-1.87 D(/Type/PagC11)

---



---


1

2



“ ”



---

---

2

1

2

3

1 LPR

365,000.00

100%

2020

365,000.00

100%

2020

---

2021 10 27

2021 10 27

100%

100%

1

2

3

100%

100%

2006



100%

100%



5%



“1 2021 8 26  
40,000  
25% 0.0019%  
15 6

C§p•ø3((\@‡| { μ MF MF 6 MR

		2	
		3	
		4	
		1	
		2	( )
		3	
		1	
		2	
		3	
		4	
		5	

		1

		2	
		3	
		4	
		5	;
		1	
		2	
		3	
		1	
		2	
		3	
		4	) (

		5
--	--	---

1                    2021 8 26

40,000  
25%

0.0019%

15

6

2

3



		3
		4 /
		1
		2
		3
		4 ) (
		1
		2
		3
		4 /

		1
		2

---

--	--	--

3

4


1

2

3

4





1

2

3

4



1



%



1 50 /

)Ø AñF ,±‘

---



~

2016

2341126162042

2,084.30

2020

2021 24

3,744.50

2019

1,000

2020

1,000

2021

1,200

1,000



2021 10 27

2021 10 27

100%

100%

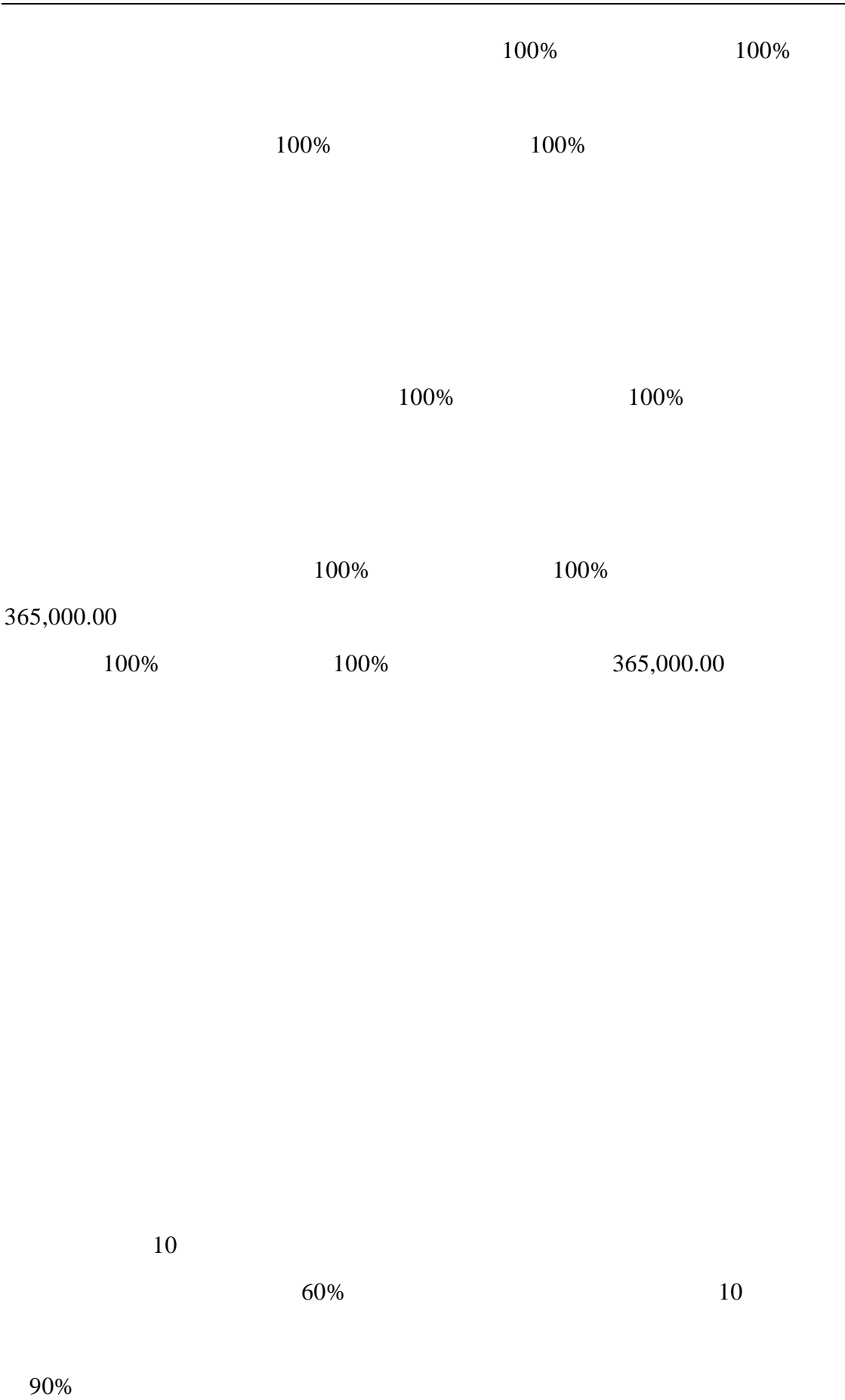
1

2

3

100%

100%





10  
7  
1 100% 100%

2

3

1

2

A @x é x \ —Ó• 6

---

---

---

:25648787-9

1115

51

2005 11 11 “ [2005]  
 208 ” 2005 9 30  
 6,840.19 10  
 2011 6 8  
 2011 3006

2005 11 11  
 6,840 160 160  
 7,000.19 7,000 7,000  
 0.19  
 2005 11 16  
 [2005]922 2005 12  
 12  
 [2005]88

2005 12 13

2005 12 29

3300002000011

1		2,450.00	35.00%
2		1,750.00	25.00%
3		1,750.00	25.00%
4		315.00	4.50%
5		210.00	3.00%
6		210.00	3.00%

7		105.00	1.50%
8		70.00	1.00%
9		70.00	1.00%
10		70.00	1.00%

2015 5 18

H

H

1:4

0.25

H

45,000

25%

15%

[2015]1773

2015 11

26

2015 11 26

H

450,000,000

0.25

2.10

945,000,000.00

731,451,319.40

H

1		10,983.96	32.55%	43,935.84	24.42%
2		8,763.30	25.97%	35,053.20	19.47%
3		8,102.04	24.01%	32,408.16	18.00%
4		1,444.50	4.28%	5,778.00	3.21%
5		963.00	2.85%	3,852.00	2.14%

---

--	--	--	--

	-	-
	1,350,000,000	69.23%
	-	-
	1,350,000,000	69.23%
	-	-
	-	-
	-	-
	600,000,000	30.77%

---

	1,163,620,000.00	54.54%
	21,981,737.00	1.03%
	21,981,737.00	1.03%
	-	-
A	435,475,718.00	20.41%
H	450,000,000.00	21.09%

” A 2020 12 3 2021 1 15 “

[2020]294

2020 5 27  
1,450 A 100  
14.50 1,450,000,000.00  
8578,301.90  
1,441,421,698.10 2020 6 2  
20 00225  
A  
“ ” 2020 12 3  
A 2020 12 3 2026 5 26  
2020 12 23  
“ ” “ ”  
“ ” 2021 1 29  
“ ” 21 00136  
2021 1 29  
1,447,297,000.00 A  
107,048,107 2,703,000.00  
536,548,313.50 2,146,193,254

---

A



---

	-	-
	-	-
	1,164,320,000	54.23%
	-	-
	1,164,320,000	54.23%
	-	-
	-	-
	-	-
A	532,573,254	24.81%
H	450,000,000	20.96%


2020 12 31 84,545,147

A 2021 1 18

2021 7 19 84,545,147

2021 9 30 2,146,893,254

1			449,955,880	20.96%	-
2			439,358,400	20.46%	439,358,400
3			350,532,000	16.33%	350,532,000
4			324,081,600	15.10%	324,081,600
5			46,801,800	2.18%	-
6			31,201,200	1.45%	-
7			31,201,200	1.45%	-
8			21,407,991	1.00%	-



3304021961\*\*\*\*\*

\*\*\*\*

\*\*\*\*

1987 1

3304021987\*\*\*\*\*

\*\*\*\*

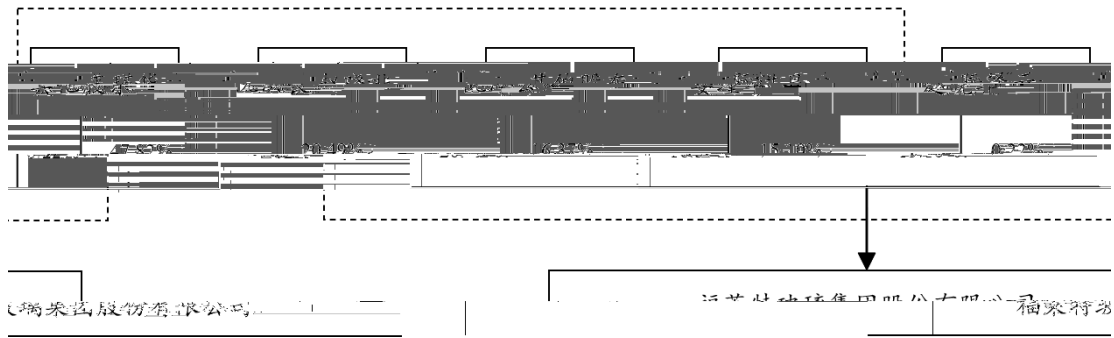
\*\*\*\*

1985 8

3304021985\*\*\*\*\*

\*\*\*\*

\*\*\*\*



	2018	2019	2020	2021	1-9
	68.96%	78.80%	83.98%	82.40%	





---

100%

100%

	91341126355177446K

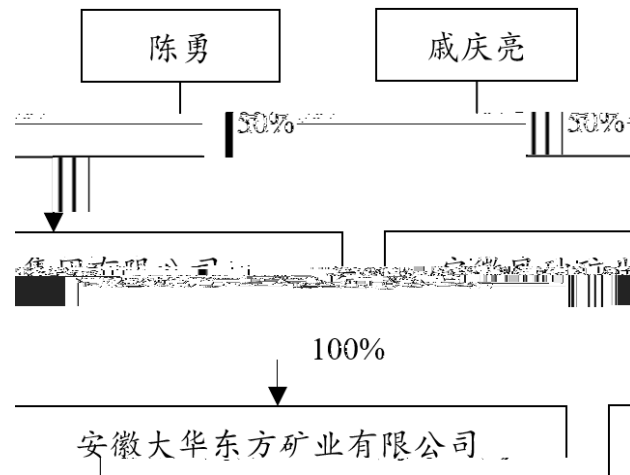


	91341126575726216H

100%

100%

50.00%



---

	53,484.24	55,796.46	35,576.05
	4,842.11	2,659.95	2,972.85
	4,842.11	2,659.95	2,972.85
	6,894.55	-	-
	2,854.96	-397.69	-2,703.14
	2,135.18	-312.90	-2,027.42

---

3

1

96%~99%

2

22

3

[2000]133

~

C3490002020037130149488

50.00 /

0.2288

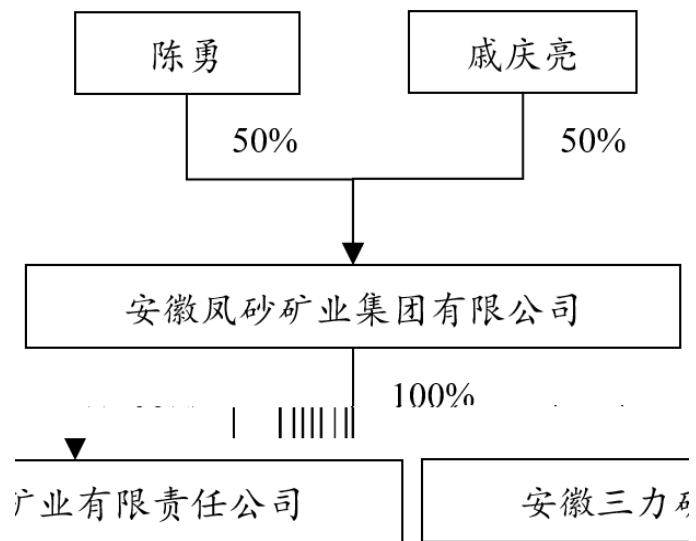
2020 3 12 2050 3 12



100%

100%

50.00% 50.00%



	34,021.92	3,678.41	4,707.49
	-1,743.23	-1,358.21	-9,143.89
	-1,743.23	-1,358.21	-9,143.89
	-	22,976.60	-

	-305.68	10,772.98	-15,082.11
	-318.18	7,458.93	-14,643.47
	-318.18	7,458.93	-14,643.47

190.00 /

1

2

3

1

98%

97~95%

2

---

13km

15km

2.5km

3

[2000]133

C3400002010127140109771

190.00 /

0.2009

2016 12 26 2028 12 26

8

	80	
	X	Y
1	3624393.44	39540978.13
2	3624233.44	39541098.13
3	3624153.44	39541078.13
4	3624033.44	39541238.13
5	3624153.45	39541648.13
6	3624353.45	39541748.13
7	3624353.45	39541268.13
8	3624613.45	39541148.13

---

2020

2021 24

3,744.50

---



100%

100%

2006

100%

100%



1

2

3

4



---

1 50 /  
C3490002020037130149488  
200 1 190 /  
C3400002010127140109771  
200 /





5%









1

2

26

3

4

5

6

7



---

---

---

---

---

---

---

---

---

---

---